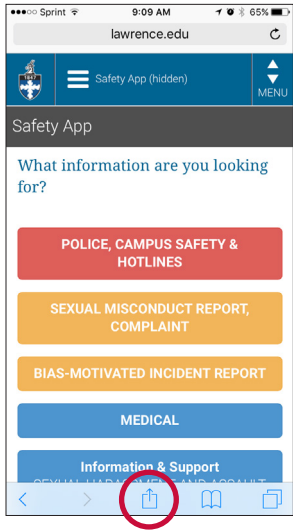


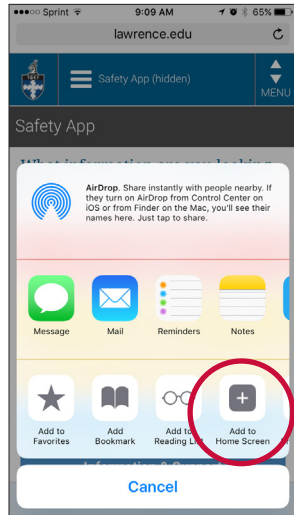


## iOS Instructions / Safari App

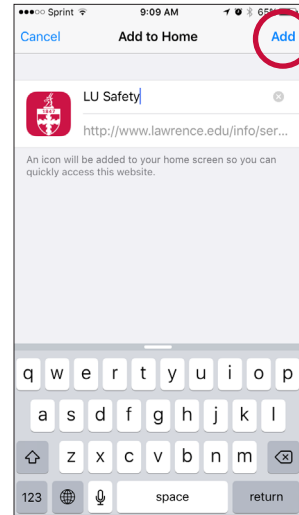
1. On your iOS device open the Safari app and go to [go.lawrence.edu/safetyapp](http://go.lawrence.edu/safetyapp).




2. Tap the share button at the bottom of the screen.



3. Tap the 'Add to Home Screen' button.



4. Tap the 'Add' button in the upper right corner.

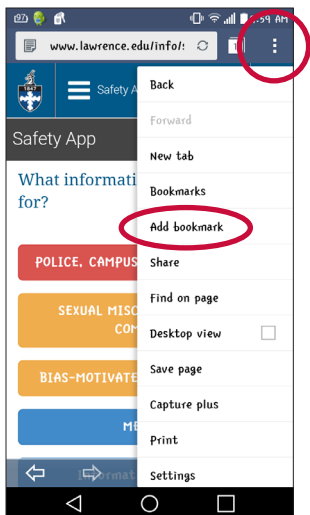


5. The LU Safety app is now saved to your device.

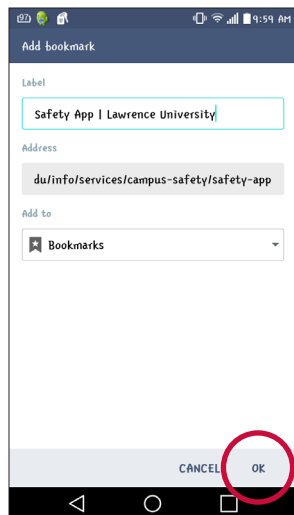


## Android / Default Browser App

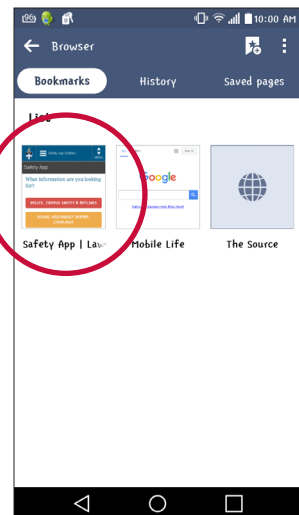
1. On your Android device open the default web browser and go to [go.lawrence.edu/safetyapp](http://go.lawrence.edu/safetyapp).



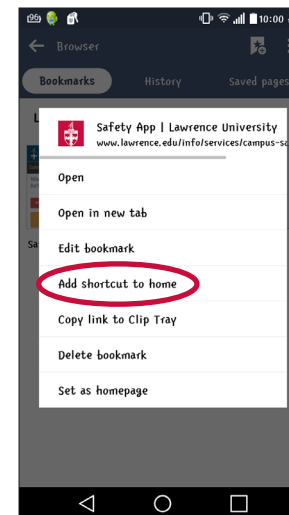
2. First, bookmark the page by tapping the three vertical dots in the upper right corner and tapping 'Add bookmark' in the menu.




3. Tap 'OK' in the lower right corner to save the bookmark.



4. Tap the three vertical dots again and then tap 'Bookmarks'. Tap and hold the safety app bookmark until a window opens.



5. Once the window opens, tap 'Add shortcut to home'.



6. The LU Safety app is now saved to your device.