

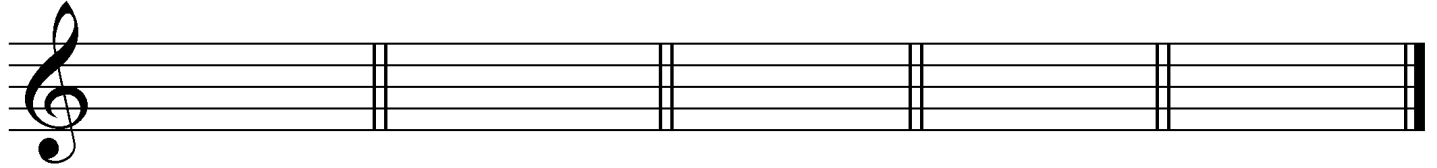


Late Advanced 2010

1. Write counting under every note and rest.



2. Draw the **key signatures** for these **major and minor** keys.



G-sharp minor

G-flat major

F-sharp minor

E-flat major

F minor

3. Draw these **harmonic or melodic** intervals **above** the given notes. Use whole notes.

("M"=major, "m"=minor, "P"=perfect.)



Melodic P5

Harmonic m6

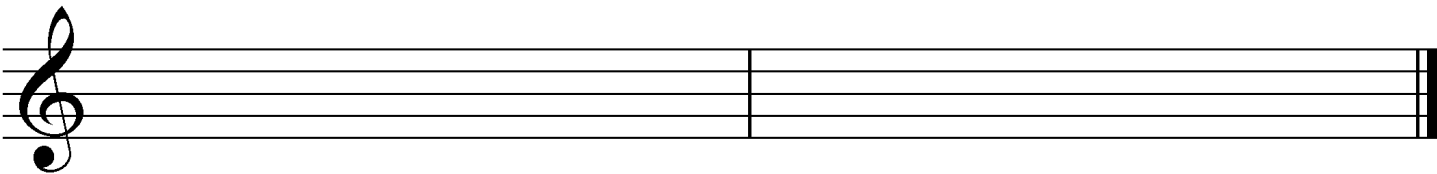
Melodic M2

Harmonic P8

Melodic M7

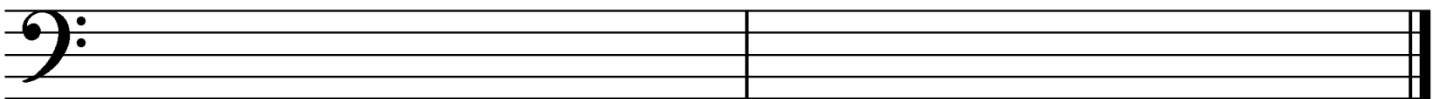
Harmonic m3

4. Draw these **scales**. Use **whole notes** and **accidentals**, *not* key signatures. Draw the **major, natural minor and harmonic minor** scales **ascending only**; draw the **melodic minor** scale **ascending and descending**.



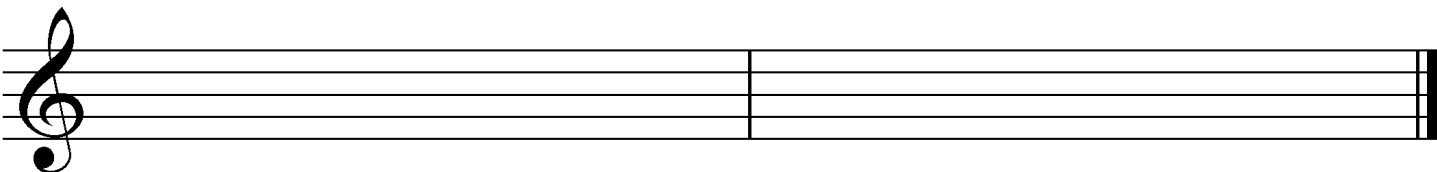
G-flat major

B major



C-sharp natural minor

B-flat harmonic minor




F-sharp melodic minor (ascending and descending)

5. Complete this table listing four style periods of music, their dates, and three composers from each period. Use the following composers:

Bach, Bartók, Beethoven, Brahms, Handel, Haydn, Mozart, Prokofieff, Scarlatti, Schumann.

Period:	Baroque			
Years:		1750-1820		
Composers:			Chopin	Cage

6. Draw these **blocked triads**. Use **whole notes** and **accidentals**. Do **not** draw key signatures.



E major

G-sharp minor

D-sharp diminished

B-flat augmented

B minor

7. Match the following. Not all answers will be used.

- ___ pentatonic scale
- ___ cadenza
- ___ allargando
- ___ leggiero
- ___ damper pedal
- ___ sotto voce
- ___ mediant
- ___ submediant
- ___ concerto
- ___ subito
- ___ senza
- ___ enharmonic
- ___ meno mosso
- ___ rondo form

1. becoming slower (less motion)
2. becoming faster (more motion)
3. ABACABA
4. the 3rd degree of the major or minor scale
5. the 6th degree of the major or harmonic minor scale
6. same pitch, different spelling
7. broadening
8. the conclusion or punctuation point in a musical phrase
9. a virtuoso passage near the end of a concerto or aria
10. scale with five different notes per octave
11. play in an undertone
12. the right pedal
13. the middle pedal
14. much, very
15. suddenly
16. with
17. without
18. light
19. work for solo instrument and orchestra

8. Draw **tonic and dominant seventh chords in root position** in these keys.
Use **whole notes** and **accidentals, *not* key signatures**.

Ex. **i** **V⁷** **I** **V⁷** **i** **V⁷** **I** **V⁷** **i** **V⁷**
 E *harmonic* minor B-flat major F-sharp *harmonic* minor A major C *harmonic* minor

9. Draw the **key signature** for the given key and the requested **triad (in root position)**.

Ex. F major: **IV** D-flat major: **I** E major: **V** B major: **vii^o** E-flat major: **iii**

Give a Roman numeral analysis of this example on the lines provided. Name the key and write Roman numerals for the harmonies with lines beneath. Use Arabic numbers (figured bass) to indicate inversions and seventh chords where necessary. There is one harmony per bar in the left hand. Answer the questions below.

Allegretto

Key: _____

Define *marcato*. _____

Define the tempo marking. _____

What is the scale degree **name** of the circled note at letter **A** (for example, tonic)?

Name the circled interval at letter **B**. Give its quality (major, minor or perfect) and number. _____