



Late Advanced Theory Test

2005

1. Write counting under every note and rest.



2. Draw these **major and minor** key signatures.



E Major


f minor

D-flat Major

g-sharp minor

A Major

3. Draw these *harmonic or melodic* intervals **above** the given notes. ("M"=major, "m"=minor, P=perfect)



Harmonic P5

Melodic m2

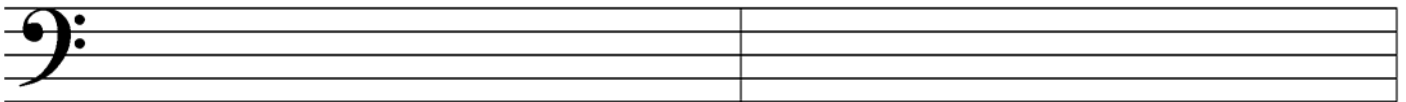
Harmonic M3

Melodic m6

Harmonic P8

Melodic P4

4. Draw these **scales**. Use whole notes and accidentals, *not* key signatures. Draw the major, natural minor and harmonic minor scales **ascending only**; draw the melodic minor scale **ascending and descending**.




E-flat Major

A Major



b-flat natural minor

f# harmonic minor



g melodic minor

5. Complete this table listing four style periods of music, their dates, and three composers from each period. Use the following composers:

**Schumann, Stravinsky, Scarlatti, Handel,
Brahms, Haydn, Copland, Bach, Beethoven, Chopin**

Period:			Romantic	
Years:	1600-1750			
Composers:		Mozart		Schoenberg

6. Draw these **blocked triads**. Use whole notes and accidentals. Do **not** draw key signatures.



B Augmented f-sharp minor B-flat Augmented C-sharp Major f diminished


7. Match the following. Not all answers will be used

____ a piacere
 ____ con
 ____ sostenuto pedal
 ____ whole-tone scale
 ____ leggiero
 ____ enharmonic
 ____ mediant
 ____ supertonic
 ____ dominant
 ____ simile
 ____ cadence
 ____ cadenza
 ____ allegretto
 ____ meno mosso

1. becoming slower (less motion)
2. becoming faster (more motion)
3. six-note scale made entirely of whole steps
4. the 6th degree of the major or minor scale
5. the 3rd degree of the major or minor scale
6. the 5th degree of the major or minor scale
7. the 2nd degree of the major or minor scale
8. same pitch, different spelling
9. light
10. "at pleasure"; performer uses his or her discretion
11. play as before
12. the left pedal
13. the middle pedal
14. a virtuoso passage near the end of a concerto movement or aria
15. the conclusion or punctuation point in a musical phrase
16. without
17. with
18. a little quick and lively

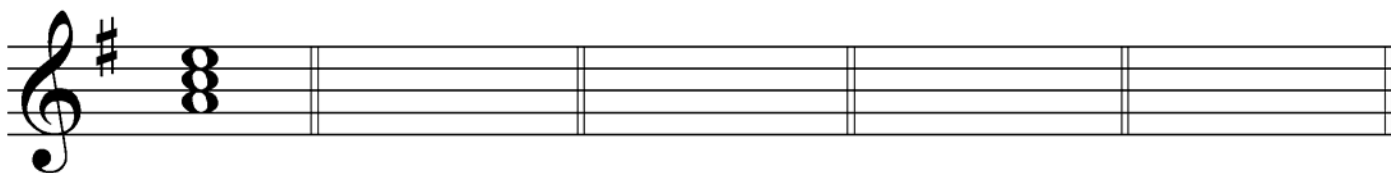
8. Draw **tonic and dominant seventh chords** in root position in these keys.

Use whole notes and accidentals, not key signatures.



Ex. **i** **V⁷** **I** **V⁷** **i** **V⁷** **I** **V⁷** **i** **V⁷**
 d harmonic minor A Major c harmonic minor B Major g harmonic minor

9. Draw the **key signature** for the given key and the requested triad (in root position).



Ex. G Major: **ii** F-sharp Major: **V** E Major: **ii** A-flat Major: **vii^o** B-flat Major: **IV**

Provide a Roman numeral analysis of this musical example on the lines provided. Name the key, then write Roman numerals for the harmonies with lines beneath. Use Arabic numbers (figured bass) to indicate inversions where necessary. Answer the questions.

Senza rubato

leggiero

Key: _____: _____

Define "Senza rubato". _____

Define "leggiero". _____

Name the circled interval at letter A. Give its quality and number (major, minor or perfect). _____

Name the circled interval at letter B. Give its quality and number (major, minor or perfect). _____

What is the scale degree name of the circled note at letter C (for example, tonic, subdominant)?
